



## Siemens PLM Software 技術技巧及新聞

歡迎流覽《Siemens PLM Software 技術技巧及新聞》，希望它能成為 Siemens PLM Software 技術支援團隊將 Siemens PLM Software 最新產品更新、技術技巧及新聞傳遞給用戶的一種途徑

**Date: 2104/11/28**

### Product news

#### 1. Tecnomatix V12.0 發佈

尊敬的 Siemens PLM 軟體使用者, 我們很高興地告訴你, Tecnomatix V12.0 已經發佈了, 可以在 <https://download.industrysoftware.automation.siemens.com> 下載.

[https://download.industrysoftware.automation.siemens.com/download.php/tecnomatix/nt/Tecnomatix\\_12.0\\_DVD1.zip](https://download.industrysoftware.automation.siemens.com/download.php/tecnomatix/nt/Tecnomatix_12.0_DVD1.zip)

[https://download.industrysoftware.automation.siemens.com/download.php/tecnomatix/nt/Tecnomatix\\_12.0\\_DVD2.zip](https://download.industrysoftware.automation.siemens.com/download.php/tecnomatix/nt/Tecnomatix_12.0_DVD2.zip)

[https://download.industrysoftware.automation.siemens.com/download.php/tecnomatix/nt/Tecnomatix\\_12.0\\_Installation.pdf](https://download.industrysoftware.automation.siemens.com/download.php/tecnomatix/nt/Tecnomatix_12.0_Installation.pdf)

[https://download.industrysoftware.automation.siemens.com/download.php/tecnomatix/nt/Tecnomatix\\_12.0\\_New\\_Features\\_Presentation.zip](https://download.industrysoftware.automation.siemens.com/download.php/tecnomatix/nt/Tecnomatix_12.0_New_Features_Presentation.zip)

[https://download.industrysoftware.automation.siemens.com/download.php/tecnomatix/nt/Tecnomatix\\_12.0\\_Release\\_Notes.pdf](https://download.industrysoftware.automation.siemens.com/download.php/tecnomatix/nt/Tecnomatix_12.0_Release_Notes.pdf)

這是全安裝的版本, 請參看 Tecnomatix\_12.0\_Release\_Notes.pdf 詳細資訊.

使用下面的步驟下載, 您需要 WebKey 帳號登陸。

(URL: <https://plmapps.industrysoftware.automation.siemens.com/webkey/>)

在瀏覽器中輸入位址 <https://download.industrysoftware.automation.siemens.com/>

- WebKey Username: [your WebKey user ID]
- WebKey Password: [your WebKey password]

在'Full Product Release'中, 選擇'All Siemens PLM Products' 連結。

選擇 'Tecnomatix Products'

選擇 'Windows (32-bit Intel)'

下載以下檔:

Tecnomatix\_12.0\_DVD1.zip  
Tecnomatix\_12.0\_DVD2.zip  
Tecnomatix\_12.0\_Release\_Notes.pdf  
Tecnomatix\_12.0\_Installation.pdf  
Tecnomatix\_12.0\_New\_Features\_Presentation.zip

156. Tecnomatix\_12.0\_DVD1.zip New! - 2,287,133,343 bytes - November 20, 2014 - View Contents  
157. Tecnomatix\_12.0\_DVD2.zip New! - 1,758,770,438 bytes - November 20, 2014 - View Contents  
158. Tecnomatix\_12.0\_Installation.pdf New! - 4,697,020 bytes - November 20, 2014  
159. Tecnomatix\_12.0\_New\_Features\_Presentation.zip New! - 381,217,116 bytes - November 20, 2014 - View Contents  
160. Tecnomatix\_12.0\_Release\_Notes.pdf New! - 5,250,423 bytes - November 20, 2014

## NX Tips

### 2. 使用 *FLEXlm* 診斷變數, *FLEXLM\_DIAGNOSTICS*

設定變數 *FLEXLM\_DIAGNOSTICS* 可以控制 NX 程式在啟動無法獲取許可特徵的時候，顯示一個資訊視窗，說明使用者從用戶端判斷許可的工作狀態。

資訊視窗如下圖：

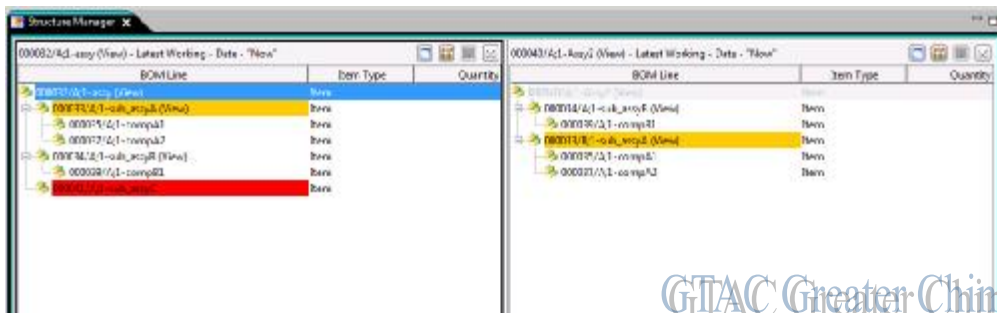


去掉這個變數後，NX 將不顯示這個提示視窗

## Teamcenter Tips

### 3. 如何變更結構管理器中 *BOM* 比較的颜色

如何變更結構管理器中 *BOM* 比較的颜色



你可以通過下面的方式更改圖形化 *BOM* 比較對話方塊中不同的和替換的默認顏色：

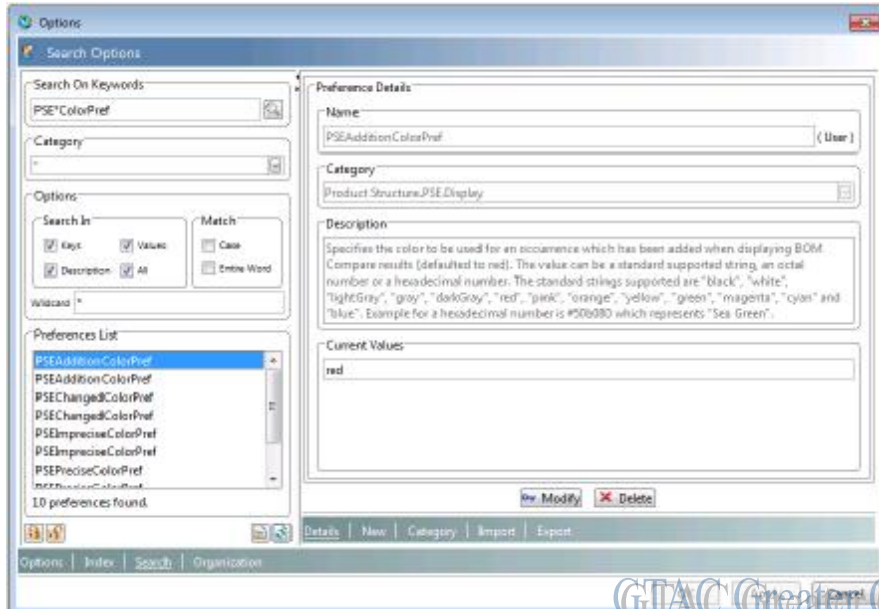
1. 選擇 '編輯-> 首選項'. Teamcenter 顯示首選項對話方塊。
2. 選擇 "搜索", 關鍵字 = PSE\*ColorPref

#### PSEAdditionColorPref

--指示相對於原 *BOM*（右側面板）對目標 *BOM*（左側面板）的增加

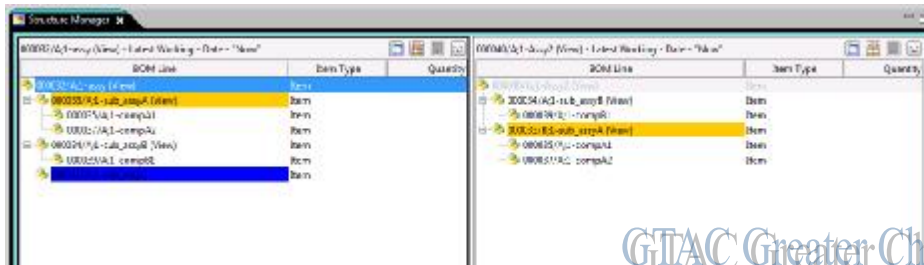
#### PSEChangeColorPref

--指示一個 *BOM* 行的數量或者版本 ID 的變化。



3. 輸入一個支持的值：black, white, lightGray, gray, darkGray, red, pink, orange, yellow, green, magenta, cyan or blue。

下面的例子更改 PSEAdditionColorPref 的顏色為藍色



Greater China  
ME&S Service Team  
PRC Helpdesk (Mandarin): 800-810-1970  
Taiwan Helpdesk (Mandarin): 00801-86-1970  
HK Helpdesk (Cantonese): 852-2230-3322  
Helpdesk Email: [helpdesk\\_cn.plm@siemens.com](mailto:helpdesk_cn.plm@siemens.com)  
Global Technical Access Center: <http://support.ugs.com>  
Siemens PLM Software Web Site: <http://www.plm.automation.siemens.com>  
Siemens PLM Software (China) Web Site: [http://www.plm.automation.siemens.com/zh\\_cn/](http://www.plm.automation.siemens.com/zh_cn/)

此e-mail newsletter 僅提供給享有產品支援與維護的Siemens PLM 軟體使用者。當您發現問題或希望棄訂，請發送郵件至 [helpdesk\\_cn.plm@siemens.com](mailto:helpdesk_cn.plm@siemens.com) 聯繫，如棄訂，請在標題列中注明“棄訂”